



**SEARLE**

Research in the service of mankind

**MARCH 2026**  
**QUARTERLY**  
**REPORT**

**Elevating life by advancing health**  
& well-being for generations to come

# Contents

**02**

**Company  
Information**

**03**

**Directors' Review  
Report**

**06**

**Directors' Review  
Report (Urdu)**

**07**

**Unconsolidated  
Statement of  
Financial Position**

**08**

**Unconsolidated  
Statement of  
Profit or Loss  
and Other  
Comprehensive  
Income**

**09**

**Unconsolidated  
Statement of  
Changes in Equity**

# 10

Unconsolidated  
Statement of  
Cash Flows

# 11

Notes to the  
Unconsolidated  
Financial  
Statements

# 22

Consolidated  
Financial  
Statements

# Company Information

## Board of Directors

Mr. Arshad Anis  
Mr. Tahir Ahmed  
Mr. Munis Abdullah  
Mr. S. Nadeem Ahmed  
Mr. Zubair Razzak Palwala  
Ms. Shaista Khaliq Rehman

Non-Executive Director  
Executive Director  
Non-Executive Director  
Executive Director  
Non-Executive Director  
Independent Director

Chairman  
Chief Executive Officer

## Board of Audit Committee

Ms. Shaista Khaliq Rehman  
Mr. Zubair Razzak Palwala  
Mr. Munis Abdullah

Chairperson  
Member  
Member

## Board of HR & Remuneration Committee

Mr. Munis Abdullah  
Ms. Shaista Khaliq Rehman

Member  
Member

## Chief Financial Officer

Mr. S. Asim Raza Zaidi

## Company Secretary

Mr. Mudassir Habib Khan

## Auditors

A. F. Ferguson & Co.

## Legal Advisors

Mohsin Tayebaly & Co.

## Bankers

Al Baraka Bank (Pakistan) Limited  
Askari Bank Limited  
Bank AL Habib Limited  
Bank Alfalah Limited  
Bank Islami Pakistan Limited  
The Bank of Punjab  
Dubai Islamic Bank Pakistan Limited  
Faysal Bank Limited  
Habib Bank Limited  
Habib Metropolitan Bank Limited  
Meezan Bank Limited  
National Bank of Pakistan  
Soneri Bank Limited

## SHARE REGISTRAR

CDS Share Registrar Services Limited  
Head Office, CDC House,  
99-B, Block 'B' S.M.C.H.S.,  
Main Shahrah-e-Faisal  
Karachi - 74400

## REGISTERED OFFICE

One IBL Centre, 2nd Floor, Plot #  
1, Block 7 & 8 D.M.C.H.S.,  
Tipu Sultan Road,  
Off Shakra-e-Faisal Karachi

# Directors' Report to the Members – Unconsolidated

We are pleased to present the unconsolidated interim financial information of the company for the nine months ended March 31, 2025. These financial statements have been prepared in accordance with the requirements of the International Accounting Standard (IAS) 34 – 'Interim Financial Reporting'. The directors' report is prepared in accordance with section 227 of the Companies Act, 2017 and Chapter XII of the Listed Companies (Code of Corporate Governance) Regulations, 2019.

## Financial highlights

Revenue of the company increased to Rs. 26.19 billion, reflecting a 37% increase compared to the same period last year. The significant growth in sales was underpinned by improved product availability, optimisation of the supply chain and enhanced commercial execution. The gross profit increased substantially to Rs. 14.43 billion, with the gross profit margin improving to 55.1%, compared to 50.3% in the corresponding period last year. This improvement was primarily driven by strategic price adjustments and a favorable shift in the product mix.

Finance costs, which had been a significant strain on the Company's profitability in prior periods, declined significantly to Rs. 794 million from Rs. 1,716 million in the corresponding period last year. This reduction was primarily attributable to the settlement of long-term borrowings following the divestment of Searle Pakistan Limited (SPL) and the easing of benchmark interest rates during the period. The resulting improvement in leverage and liquidity is also reflected in the reaffirmation of the Company's entity ratings at 'AA-/A1' with a Stable outlook by VIS Credit Rating Company Limited.

The comparative period also included a one-off impairment loss of Rs. 927 million relating to the Company's investment in SPL, which had adversely impacted prior year profitability.

As a result, the company recorded a profit after tax of Rs. 2,309 million, compared to Rs. 269 million in the corresponding period of the previous year.

Below is a summary of the financial results for the nine months ended March 31, 2026:

	Nine months ended	
	March 31, 2026	March 31, 2025
	(Rupees in thousand)	
Revenue from contracts with customers	26,185,463	19,114,796
Cost of sales	(11,753,069)	(9,503,922)
<b>Gross Profit</b>	<b>14,432,394</b>	<b>9,610,874</b>
Distribution costs	(7,914,705)	(5,190,065)
Administrative expenses	(1,259,384)	(1,614,010)
Other expenses	(386,616)	(34,382)
Other income	324,396	270,997
Impairment loss on investment in a subsidiary	-	(927,463)
<b>Profit from operations</b>	<b>5,196,085</b>	<b>2,115,951</b>
Finance cost	(794,148)	(1,715,792)
<b>Profit before levies and income tax</b>	<b>4,401,937</b>	<b>400,159</b>
Levies – minimum tax and final tax	-	(55,088)
<b>Profit before income tax</b>	<b>4,401,937</b>	<b>345,071</b>
Income tax (expense)/credit	(2,092,777)	(76,262)
<b>Profit for the period</b>	<b>2,309,160</b>	<b>268,809</b>

## EARNINGS PER SHARE

Basic earnings per share after taxation for the period is Rs. 3.93 (March 2025: Rs. 0.46). There is no dilution effect on the basic earnings per share of the Company, as the Company had no convertible dilutive potential ordinary shares outstanding as at March 31, 2026.

## FUTURE OUTLOOK

Searle remains focused on expanding its market presence and sustaining organic growth while continuing to improve lives. Despite ongoing macroeconomic and geopolitical challenges, the Company is confident in its ability to navigate these with resilience and deliver consistent performance.

Recent developments, including the deregulation of non-essential drug prices, lower interest rates, and a stable exchange rate have improved business predictability and created a favorable environment for growth. The recent approval of Denosumab injections by the Drug Regulatory Authority of Pakistan marks another milestone in Searle's biosimilar journey, strengthening its leadership in biotechnology and access to affordable advanced therapies.


The Company continues to build momentum in exports, particularly across GCC and CIS markets, supported by new manufacturing approvals from regional health authorities. At the same time, Searle is accelerating its digital transformation and sustainability initiatives to enhance operational efficiency and align with global standards.

We thank our shareholders for their continued trust and support. Searle remains committed to disciplined execution, innovation, and creating enduring value for all stakeholders.

For and on behalf of the Board



**Tahir Ahmed**  
Chief Executive Officer



**Zubair Razzak Palwala**  
Director

Karachi: April 29, 2026

## فی حصص آمدنی

مدت کے لیے ٹیکس کے بعد بنیادی فی حصص آمدنی 3.93 روپے ہے (مارچ 2025: 0.46 روپے)۔ کمپنی کی بنیادی فی حصص آمدنی پر ڈاکلیوشن کا کوئی اثر نہیں ہے، کیونکہ 31 مارچ 2026 تک کمپنی کے پاس کوئی کور ٹیبیل ڈاکلیوشن پوزیشنل آرڈری شیئرز واجب الادا نہیں تھے۔

## مستقبل کا جائزہ


سرل اپنی مارکیٹ کی موجودگی کو بڑھانے اور نامیاتی نمو برقرار رکھتے ہوئے زندگیوں کو بہتر بنانے پر توجہ مرکوز کیے ہوئے ہے۔ موجودہ معاشی اور جغرافیائی سیاسی چیلنجوں کے باوجود، کمپنی پلک کے ساتھ ان حالات کا مقابلہ کرنے اور مستقبل کارکردگی دکھانے کی صلاحیت پر پُر اعتماد ہے۔


حالیہ پیش رفت، بشمول غیر ضروری ادویات کی قیمتوں کا ڈی ریگولیشن، کم شرح سود، اور مستحکم شرح مبادلہ نے کاروباری تسلسل کو بہتر بنایا ہے اور ترقی کے لیے سازگار ماحول پیدا کیا ہے۔ ڈرگ ریگولیشن اتھارٹی آف پاکستان کی جانب سے 'Denosumab' ایکٹیشن کی حالیہ منظوری سرل کے بائیوسملر سفر میں ایک اور سنگ میل ہے، جو بائیوسیمینالوجی میں اس کی قیادت اور سستی جدید ترین تھریپیز تک رسائی کو مزید تقویت دے گی۔

کمپنی برآمدات، خاص طور پر خطیبی ممالک (GCC) اور CIS مارکیٹوں میں اپنی رفتار بڑھا رہی ہے، جسے علاقائی صحت کے حکام کی جانب سے نئی مینوفیکچرنگ منظوریوں کی حمایت حاصل ہے۔ ساتھ ہی، سرل آپریشنل کارکردگی کو بڑھانے اور عالمی معیار کے مطابق ڈھالنے کے لیے ڈیجیٹل تبدیلی اور پائیداری کے اقدامات کو تیز کر رہی ہے۔

ہم اپنے شیئرز ہولڈرز کے مسلسل اعتماد اور تعاون پر ان کا شکریہ ادا کرتے ہیں۔ سرل نظم و ضبط کے ساتھ عملدرآمد، جدت طرازی اور تمام اسٹیک ہولڈرز کے لیے پائیدار قدر پیدا کرنے کے لیے پُر عزم ہے۔

بورڈ کے لیے اور اس کی جانب سے

  
زہیر رزاق پال والا  
ڈائریکٹر

  
طاہر احمد  
چیف ایگزیکٹو آفیسر

کراچی: 29 اپریل 2026

## ڈائریکٹرز رپورٹ برائے حصص یافتگان

ہم 31 مارچ 2026 کو ختم ہونے والے نو ماہ کے لیے کمپنی کی غیر متنفسہ عبوری مالیاتی معلومات پیش کرتے ہوئے خوشی محسوس کر رہے ہیں۔ یہ مالیاتی گوشوارے انٹرنیشنل اکاؤنٹنگ اسٹینڈرڈ (IAS) 34 - عبوری مالیاتی رپورٹنگ کے تقاضوں کے مطابق تیار کیے گئے ہیں۔ ڈائریکٹرز کی یہ رپورٹ کمپنیز ایکٹ 2017 کے سیکشن 227 اور لسٹڈ کمپنیز (کوڈ آف کارپوریٹ گورننس) ریگولیشنز 2019 کے باب XII کے مطابق تیار کی گئی ہے۔

### مالی جھلکیاں

کمپنی کی آمدنی بڑھ کر 26.19 ارب روپے تک پہنچ گئی، جو گزشتہ سال کی اسی مدت کے مقابلے میں 37 فیصد اضافہ ظاہر کرتی ہے۔ فروخت میں اس نمایاں نمو کی بنیاد مصنوعات کی بہتر دستیابی، سپلائی چین کی بہتری اور بہتر تجارتی عملدرآمد پر ہے۔ مجموعی منافع نمایاں اضافے کے ساتھ 14.43 ارب روپے رہا، جبکہ مجموعی منافع کا مارجن بڑھ کر 55.1 فیصد ہو گیا، جو گزشتہ سال اسی مدت میں 50.3 فیصد تھا۔ یہ بہتری بنیادی طور پر قیمتوں میں اسٹریٹجک تبدیلیوں اور مصنوعات کے بہترین تناسب کی وجہ سے ممکن ہوئی۔

مالیاتی اخراجات، جو سابقہ ادوار میں کمپنی کے منافع پر ایک بڑا بوجھ تھے، گزشتہ سال کی اسی مدت کے 1,716 ملین روپے کے مقابلے میں نمایاں طور پر کم ہو کر 794 ملین روپے رہ گئے ہیں۔ اس کمی کی بنیادی وجہ 'سرل پاکستان لیٹڈ' (SPL) کی فروخت کے بعد طویل مدتی قرضوں کی ادائیگی اور اس عرصے کے دوران بنیادی شرح سود میں کمی ہے۔ لیوریج اور لیویڈیٹی میں اس بہتری کی عکاسی VIS کریڈٹ ریٹنگ کمپنی لیٹڈ کی جانب سے کمپنی کی ریٹنگ 'AA-/A1' کے مستحکم آؤٹ لک کے ساتھ برقرار رکھنے سے بھی ہوتی ہے۔

گزشتہ سال کی اسی مدت میں SPL میں کمپنی کی سرمایہ کاری سے متعلق 927 ملین روپے کا ایک وقتی نقصان بھی شامل تھا، جس نے پچھلے سال کے منافع پر منفی اثر ڈالا تھا۔

اس کے نتیجے میں، کمپنی نے 2,309 ملین روپے کا بعد از ٹیکس منافع ریکارڈ کیا، جبکہ گزشتہ سال اسی مدت میں یہ منافع 269 ملین روپے تھا۔

ذیل میں 31 مارچ 2026 کو ختم ہونے والے نو ماہ کے مالیاتی نتائج کا خلاصہ پیش کیا جا رہا ہے:

#### اختتام پذیر نو ماہ

31 مارچ 2026 31 مارچ 2025

(پاکستانی روپے ہزاروں میں)

19,114,796	26,185,463	گاہکوں کے ساتھ معاہدوں سے حاصل ہونے والی آمدنی
(9,503,922)	(11,753,069)	فروخت کی لاگت
<b>9,610,874</b>	<b>14,432,394</b>	مجموعی منافع
(5,190,065)	(7,914,705)	تزیین کے اخراجات
(1,614,010)	(1,259,384)	انتظامی اخراجات
(34,382)	(386,616)	دیگر اخراجات
270,997	324,396	دیگر آمدنی
(927,463)	-	ماحت ادارے میں سرمایہ کاری پر نقصان
<b>2,115,951</b>	<b>5,196,085</b>	آپریٹنگ سے منافع
(1,715,792)	(794,148)	مالیاتی لاگت
<b>400,159</b>	<b>4,401,937</b>	لیویز اور انکم ٹیکس سے قبل منافع
(55,088)	-	لیویز - کم از کم ٹیکس اور حتمی ٹیکس
<b>345,071</b>	<b>4,401,937</b>	منافع قبل از ٹیکس
<b>(76,262)</b>	<b>(2,092,777)</b>	انکم ٹیکس کے اخراجات
<b>268,809</b>	<b>2,309,160</b>	منافع بعد از ٹیکس

# UNCONSOLIDATED CONDENSED INTERIM STATEMENT OF FINANCIAL POSITION

As at March 31, 2026

	Note	(Un-audited) March 31 2026	(Audited) June 30 2025
<b>ASSETS</b>			
<b>Non-current assets</b>			
Property, plant and equipment	5	7,410,008	7,632,409
Right-of-use assets		33,385	40,770
Investment properties - at cost		2,867,046	2,923,493
Intangible assets		3,310	12,131
Deferred tax assets		1,247,082	1,214,703
Long-term investments - subsidiaries		9,666,718	9,666,718
Long-term loans		18	61
Long-term deposits		7,396	7,396
		<b>21,234,963</b>	<b>21,497,681</b>
<b>Current assets</b>			
Inventories		5,027,646	3,717,103
Trade receivables	6	12,561,606	9,487,605
Loans and advances	7	2,828,626	2,027,914
Trade deposits and short-term prepayments		265,352	204,026
Other receivables	8	3,643,615	5,261,130
Short-term investment - at amortised cost		-	100,000
Taxation - payments less provision		655,325	1,985,688
Tax refunds due from Government - sales tax		154,458	254,262
Cash and bank balances		130,590	140,211
		<b>25,267,218</b>	<b>23,177,939</b>
		<b>46,502,181</b>	<b>44,675,620</b>
<b>Total assets</b>			
<b>EQUITY AND LIABILITIES</b>			
<b>EQUITY</b>			
<b>Share Capital</b>			
Issued, subscribed and paid-up capital	9	5,882,187	5,114,945
<b>Capital Reserves</b>			
Share premium		9,085,133	9,085,133
Revaluation surplus on property, plant and equipment - net		4,372,803	4,582,517
<b>Revenue reserves</b>			
General reserve		280,251	280,251
Unappropriated profit		12,928,469	11,176,837
		<b>32,548,843</b>	<b>30,239,683</b>
<b>Total equity</b>			
<b>LIABILITIES</b>			
<b>Non-current liabilities</b>			
Employee benefit obligations		60,449	58,380
Long-term borrowings	10	146,211	46,067
Lease liability		48,225	57,514
		<b>254,885</b>	<b>161,961</b>
<b>Current liabilities</b>			
Trade and other payables	11	6,367,467	6,102,229
Short-term borrowings	12	7,047,855	7,910,150
Contract liabilities		52,099	31,030
Unpaid dividend		182,135	182,340
Unclaimed dividend		36,594	36,827
Current portion of lease liability		12,303	11,400
		<b>13,698,453</b>	<b>14,273,976</b>
		<b>13,953,338</b>	<b>14,435,937</b>
<b>Total liabilities</b>			
<b>Contingencies and commitments</b>			
	13		
		<b>46,502,181</b>	<b>44,675,620</b>
<b>Total equity and liabilities</b>			

The annexed notes from 1 to 21 form an integral part of these condensed interim financial statements.

  
Chief Executive

  
Director

  
Chief Financial Officer

# UNCONSOLIDATED CONDENSED INTERIM STATEMENT OF PROFIT OR LOSS AND OTHER COMPREHENSIVE INCOME

For the period ended March 31, 2026 - Unaudited

	Note	Quarter ended		Nine months ended	
		March 31	March 31	March 31	March 31
		2026	2025	2026	2025
------(Rupees in '000)-----					
Revenue from contracts with customers	14	8,603,072	5,957,034	26,185,463	19,114,796
Cost of sales		(4,071,480)	(2,816,533)	(11,753,069)	(9,503,922)
Gross profit		4,531,592	3,140,501	14,432,394	9,610,874
Distribution costs		(2,838,917)	(1,795,957)	(7,914,705)	(5,190,065)
Administrative expenses		(389,080)	(852,614)	(1,259,384)	(1,614,010)
Other expenses		(68,193)	(6,281)	(386,616)	(34,382)
Other income	15	38,691	198,061	324,396	270,997
Impairment loss on investment in a subsidiary		-	-	-	(927,463)
Profit from operations		1,274,093	683,710	5,196,085	2,115,951
Finance cost		(274,529)	(346,961)	(794,148)	(1,715,792)
Profit before levies and income tax		999,564	336,749	4,401,937	400,159
Levies - minimum tax and final tax		-	(42,766)	-	(55,088)
Profit before income tax		999,564	293,983	4,401,937	345,071
Income tax (expense)/credit		(475,210)	13,560	(2,092,777)	(76,262)
Profit for the period		524,354	307,543	2,309,160	268,809
Other comprehensive income		-	-	-	-
Total comprehensive income		524,354	307,543	2,309,160	268,809
					(Re-stated)
Earnings per share - basic and diluted	16	0.89	0.52	3.93	0.46

The annexed notes from 1 to 21 form an integral part of these condensed interim financial statements.

  
Chief Executive

  
Director

  
Chief Financial Officer

# UNCONSOLIDATED CONDENSED INTERIM STATEMENT OF CHANGES IN EQUITY

For the period ended March 31, 2026 - Unaudited

	Issued, subscribed and paid-up capital	Advance received against issue of share capital	Capital reserve		Revenue reserves		Total reserves	Total
			Share premium	Revaluation surplus on Property, plant & equipment	General reserve	Unap-pro-priated profits		
-----Rupees '000-----								
Balance as at July 01, 2024	5,114,945	-	9,085,133	4,062,375	280,251	10,552,225	23,979,984	29,094,929
Transfer of incremental depreciation for the period (net of deferred tax)	-	-	-	(151,298)	-	151,298	-	-
Total comprehensive income for the period	-	-	-	-	-	268,809	268,809	268,809
Balance as at March 31, 2025	5,114,945	-	9,085,133	3,911,077	280,251	10,972,332	24,248,793	29,363,738
<b>Balance as at July 01, 2025</b>	<b>5,114,945</b>	<b>-</b>	<b>9,085,133</b>	<b>4,582,517</b>	<b>280,251</b>	<b>11,176,837</b>	<b>25,124,738</b>	<b>30,239,683</b>
Bonus shares issued during the period in the ratio of 15 shares for every 100 shares held	767,242	-	-	-	-	(767,242)	(767,242)	-
Transfer of incremental depreciation for the period (net of deferred tax)	-	-	-	(209,714)	-	209,714	-	-
Total comprehensive income for the period	-	-	-	-	-	2,309,160	2,309,160	2,309,160
<b>Balance as at March 31, 2026</b>	<b>5,882,187</b>	<b>-</b>	<b>9,085,133</b>	<b>4,372,803</b>	<b>280,251</b>	<b>12,928,469</b>	<b>26,666,656</b>	<b>32,548,843</b>

The annexed notes from 1 to 21 form an integral part of these condensed interim financial statements.

  
Chief Executive

  
Director

  
Chief Financial Officer

# UNCONSOLIDATED CONDENSED INTERIM STATEMENT OF CASH FLOWS

For the period ended March 31, 2026 - Unaudited

		March 31 2026	March 31 2025
	Note	------(Rupees in '000)-----	
<b>CASH FLOWS FROM OPERATING ACTIVITIES</b>			
Cash generated from operations	17	926,221	1,616,210
Employees benefit obligations paid		(1,981)	(9,721)
Finance cost paid		(790,410)	(1,907,945)
Income taxes paid		(794,793)	(277,258)
Long-term loans		43	75
Net cash generated from operating activities		<b>(660,920)</b>	(578,639)
<b>CASH FLOWS FROM INVESTING ACTIVITIES</b>			
Purchase of property, plant and equipment		(292,902)	(160,030)
Proceeds from disposal of property, plant and equipment		17,600	16,685
Addition to investment properties		(17,636)	(17,672)
Proceeds from disposal of subsidiary		1,626,863	6,545,785
Purchase of intangibles		(360)	-
Proceeds from short-term investments		100,000	-
Net cash used in investing activities		<b>1,433,565</b>	6,384,768
<b>CASH FLOWS FROM FINANCING ACTIVITIES</b>			
Dividend paid		(438)	(275)
Proceeds/(repayment) of short term finance facility		75,000	-
Proceeds/(repayment) of long-term borrowings		111,150	(5,811,751)
(Repayment)/proceeds from running musharaka		(776,282)	-
Payment against lease liabilities		(19,677)	(18,075)
Net cash from financing activities		<b>(610,247)</b>	(5,830,101)
<b>Net increase in cash and cash equivalents</b>		<b>162,398</b>	(23,972)
Cash and cash equivalents at the beginning of the period		<b>(1,154,995)</b>	(1,172,715)
<b>Cash and cash equivalents at the end of the period</b>	18	<b>(992,597)</b>	(1,196,687)

The annexed notes from 1 to 21 form an integral part of these condensed interim financial statements.

  
Chief Executive

  
Director

  
Chief Financial Officer

# Notes to the Unconsolidated Condensed Interim Financial Statements

## For the period ended March 31, 2026 - Unaudited

### 1. THE COMPANY AND ITS OPERATIONS

**1.1** The Searle Company Limited (the Company) was incorporated in Pakistan as a private limited company in October 1965. In November 1993, the Company was converted into a public limited company under the repealed Companies Ordinance, 1984 (now the Companies Act, 2017). Its shares are quoted on the Pakistan Stock Exchange Limited (PSX). The Company is principally engaged in the manufacturing of pharmaceutical and other consumer products. The registered office of the Company is situated at One IBL Centre 2nd Floor, Plot No. 1, Block 7 & 8 Dehli Mercantile Muslim Cooperative Housing Society, Tipu Sultan Road off Shahrah-e-Faisal, Karachi.

International Brands (Private) Limited is the Parent Company, which holds 52.33% (March 31, 2025: 51.89%) share-holding in the Company. This holding percentage includes 9,645,357 which are held in lieu of 5% withholding tax under section 236M and 3,862,889 shares which are held in lieu of 10% withholding tax under section 236Z of the Income Tax Ordinance, 2001. The shareholder has filed petitions against such provision and the cases are currently pending before the Honorable High Court.

**1.2** Following are the subsidiary companies:

	Principal place of business	Effective %age of holding	
		March 31 2026	June 30 2025
<b>Listed Company</b>			
- IBL HealthCare Limited		74.19%	74.19%
<b>Unlisted Companies</b>			
- Searle Pharmaceuticals (Private) Limited	Pakistan	100.00%	100.00%
- Searle Laboratories (Private) Limited		100.00%	100.00%
- Searle Biosciences (Private) Limited		100.00%	100.00%
- IBL Future Technologies (Private) Limited		100.00%	100.00%
- Nextar Pharma (Private) Limited *		87.20%	87.20%
- Searle IV Solutions (Private) Limited		100.00%	100.00%
- Stellar Ventures (Private) Limited		100.00%	100.00%
- Mycart (Private) Limited *		50.00%	50.00%
- IBL Frontier Markets (Private) Limited *		100.00%	100.00%
- Prime Health (Private) Limited *		100.00%	100.00%

\* Nextar Pharma (Private) Limited is the subsidiary of Searle Biosciences (Private) Limited being the indirect subsidiary of the Company.

\* Mycart (Private) Limited, IBL Frontier Markets (Private) Limited and Prime Health (Private) Limited are the subsidiaries of Stellar Ventures (Private) Limited being the indirect subsidiaries of the Company.

**1.3** These unconsolidated condensed interim financial statements are separate financial statements of the Company in which investments in subsidiaries have been accounted for at cost less accumulated impairment losses, if any.

### 2. BASIS OF PREPARATION

#### 2.1 Statement of compliance

**2.1.1** These unconsolidated condensed interim financial statements have been prepared in accordance with the accounting and reporting standards as applicable in Pakistan for interim financial reporting. The accounting and reporting standards as applicable in Pakistan for interim financial reporting comprise of:

# Notes to the Unconsolidated Condensed Interim Financial Statements

## For the period ended March 31, 2026 - Unaudited

International Accounting Standard (IAS) 34, Interim Financial Reporting, issued by the International Accounting Standards Board (IASB) as notified under the Companies Act, 2017; and

- Provisions of and directives issued under the Companies Act, 2017

Where the provisions of and directives issued under the Companies Act, 2017 differ with the requirements of IAS 34, the provisions of and directives issued under the Companies Act, 2017 have been followed.

**2.1.2** These unconsolidated condensed interim financial statements do not include all the information required for a full set of financial statements and should be read in conjunction with the audited annual unconsolidated financial statements of the Company as at and for the year ended June 30, 2025.

### **2.1.3 Functional and presentation currency**

These unconsolidated condensed interim financial statements are presented in Pakistan Rupees which is the Company's functional and presentation currency. All financial information presented in Pakistani Rupees have been rounded off to the nearest thousand Rupees except where stated otherwise.

## **3. MATERIAL ACCOUNTING POLICY INFORMATION**

**3.1** The accounting policies and methods of computation adopted in the preparation of these unconsolidated condensed interim financial statements are the same as those applied in the preparation of the audited annual unconsolidated financial statements of the Company as at and for the year ended June 30, 2025.

### **3.2 Changes in accounting standards, interpretations and pronouncements**

#### **a) Standards and amendments to approved accounting standards that are effective**

There are certain standards, amendments and interpretations to the accounting and reporting standards which are mandatory for the Company's annual accounting period which began on July 1, 2025. However, these do not have any significant impact on the Company's financial reporting.

#### **b) Standards and amendments to approved accounting standards that are not yet effective**

There is a new standard and amendments that will be applicable to the Company for its annual periods beginning on or after January 1, 2026. The new standard refers to IFRS 18 Presentation and Disclosure in the Financial Statements with an applicability date of January 1, 2027. The overall amendments include those made to IFRS 7 and IFRS 9 which clarify the date of recognition and derecognition of a financial asset or financial liability and are applicable effective January 1, 2026. The Company's management at present is in the process of assessing the full impacts of the new standard and the amendments to IFRS 7 and IFRS 9 and expects to complete the assessment shortly.

## **4. ACCOUNTING ESTIMATES AND JUDGEMENTS AND FINANCIAL RISK MANAGEMENT**

**4.1** The preparation of the unconsolidated condensed interim financial statements in conformity with accounting and reporting standards, as applicable in Pakistan, requires management to make judgements, estimates and assumptions that affect the application of accounting policies and the reported amounts of assets, liabilities, income and expenses. The estimates and associated assumptions are based on historical experience and various other factors that are believed to be reasonable under the circumstances, the results of which form the basis of making judgements about the carrying values of assets and liabilities that are not readily apparent from other sources. Actual results may differ from these estimates.

**4.2** The significant judgements made by the management in applying the Company's accounting policies and the key sources of estimation uncertainty were the same as those that applied to the audited annual unconsolidated financial statements as at and for the year ended June 30, 2025.

**4.3** The Company's financial risk management objectives and policies are consistent with those disclosed in the audited annual unconsolidated financial statements for the year ended June 30, 2025.

## Notes to the Unconsolidated Condensed Interim Financial Statements

### For the period ended March 31, 2026 - Unaudited

	(Unaudited) March 31 2026	(Audited) June 30, 2025
<b>5. PROPERTY, PLANT AND EQUIPMENT</b>		(Rupees in '000)
Operating assets - note 5.1	6,961,253	7,232,877
Capital work-in-progress - at cost	448,755	399,532
	<b>7,410,008</b>	<b>7,632,409</b>

5.1 Details of additions in operating assets including transfers from capital work-in-progress during the period are as follows:

	Additions (at cost)		Disposals (at net book value)	
	Mar. 31, 2026	Mar. 31, 2025	Mar. 31, 2026	Mar. 31, 2025
	------(Rupees in '000)-----			
Leasehold Land	-	6,145	-	-
Building on leasehold land	3,981	22,194	-	-
Plant and machinery	53,026	8,036	-	-
Furniture & fittings	552	1,342	-	-
Vehicles	90,577	-	(30,106)	-
Office equipment	44,790	32,029	(262)	-
	<b>192,926</b>	<b>69,746</b>	<b>(30,368)</b>	<b>-</b>

	(Unaudited) March 31 2026	(Audited) June 30, 2025
<b>6. TRADE RECEIVABLES</b>		(Rupees in '000)
Considered good		
- Due from related parties, unsecured	10,253,150	7,390,351
- Export receivables - secured	787,812	844,040
- others - unsecured	1,719,201	1,451,771
	<b>12,760,163</b>	<b>9,686,162</b>
Less: allowance for expected credit losses	(198,557)	(198,557)
	<b>12,561,606</b>	<b>9,487,605</b>

## 7. LOANS AND ADVANCES

These include advances to Searle Biosciences (Private) Limited amounting to Rs. 922.39 million (June 30, 2025: Rs. 786.39 million), Searle IV Solutions (Private) Limited amounting to Rs. 856.21 million (June 30, 2025: Rs. 499.35 million), and Stellar Ventures (Private) Limited amounting to Rs. 268.24 million (June 30, 2025: Rs. 205.19 million), wholly owned subsidiaries. These are provided for and settled in the normal course of business.

**Notes to the Unconsolidated Condensed Interim Financial Statements**  
For the period ended March 31, 2026 - Unaudited

8	<b>OTHER RECEIVABLES</b>	<b>(Unaudited)</b> <b>March 31,</b> <b>2026</b>	(Audited) June 30, 2025  (Rupees in '000)
	<b>Receivables from related parties</b>		
	Due from subsidiary companies:		
	IBL Healthcare Limited against:		
	Expenses	1,939	-
	Royalty	20,020	54,587
	Searle Biosciences (Private) Limited against:		
	Facility Management Fee	220,000	220,000
	Expenses	171,052	171,052
	Searle IV Solutions (Private) Limited against Expenses	68,022	60,097
	IBL Frontier Markets (Private) Limited against expenses	50,623	52,873
	Searle Pharmaceuticals (Private) Limited against:		
	Expenses	144,168	-
	Nextar Pharma (Private) Limited against expenses	5,073	3,680
		<b>680,897</b>	<b>562,289</b>
	Due from parent company		
	International Brands (Private) Limited against:		
	Expenses	331,948	213,798
	Rental income	-	24,133
	Group relief	-	58,040
		<b>331,948</b>	<b>295,971</b>
	Due from associated companies		
	IBL Operations (Private) Limited against:		
	Expenses	12,345	8,857
	Rental income	12,053	6,619
	IBL Unisys (Private) Limited against:		
	Rental income	-	776
	Expenses	-	1,116
	Universal Ventures (Private) Limited against:		
	Sale of subsidiary	86,452	86,452
	Due from other related party:		
	United Retail (SMC-Private) Limited against:		
	Rental income	4,626	7,400
	Expenses	113,873	67,786
	Universal Retail (Private) Limited against:		
	Rental income	54,359	35,624
	Expenses	202,929	140,631
		<b>486,637</b>	<b>355,261</b>
	Surplus arising under retirement benefit fund	5,250	5,250
	<b>Receivables from other than related parties</b>		
	Noventa Pharma (Private) Limited against:		
	Sale of subsidiary	1,924,054	3,550,917
	Others, considered good	214,829	491,442
		<b>3,643,615</b>	<b>5,261,130</b>

## Notes to the Unconsolidated Condensed Interim Financial Statements

For the period ended March 31, 2026 - Unaudited

### 9. SHARE CAPITAL

Authorised share capital			
(Unaudited)	(Audited)	(Unaudited)	(Audited)
March 31, 2026	June 30, 2025	March 31, 2026	June 30, 2025
(Number of shares)		(Rupees in '000)	
<b>700,000,000</b>	700,000,000	<b>7,000,000</b>	7,000,000
Ordinary shares of Rs. 10 each			

#### Issued, subscribed and paid up capital

(Unaudited)	(Audited)		
March 31, 2026	June 30, 2025		
(Number of shares)			
<b>161,596,926</b>	161,596,926	Shares allotted for consideration paid in cash	1,615,969
<b>24,000</b>	24,000	Shares allotted for consideration other than cash	240
<b>426,597,661</b>	349,873,498	Shares allotted as bonus shares	3,498,736
<b>588,218,587</b>	511,494,424		5,114,945

### 10. LONG-TERM BORROWINGS

Diminishing Musharika	<b>146,211</b>	46,067
-----------------------	----------------	--------

10.1. During the period, the Company obtained diminishing musharakah financing of Rs. 145 million from First Habib Modaraba for acquisition of four vehicles. The facilities carry profit at 3 month KIBOR plus 1% (with a minimum of 5%) and are repayable over a five years term through a monthly buy out of Musharakah units.

10.2. These arrangements are secured through hypothecation over the financed vehicles, comprehensive takafal assigned to the Modaraba, and retention of vehicle title in the name of First Habib Modaraba until full settlement.

**Notes to the Unconsolidated Condensed Interim Financial Statements**  
For the period ended March 31, 2026 - Unaudited

	(Unaudited) March 31, 2026	(Audited) June 30, 2025
	(Rupees in '000)	
<b>11. TRADE AND OTHER PAYABLES</b>		
Creditors	1,272,799	1,354,475
Bills payable in foreign currency	1,212,068	1,414,453
Payable to related parties	78,347	415,164
Royalty payable	48,693	59,187
Accrued liabilities	2,074,446	1,345,680
Payable to provident fund	24,050	135,227
Accrued mark-up	202,658	219,605
Taxes deducted at source and payable to statutory authorities	992,593	928,417
Workers' Profit Participation Fund	247,113	51,089
Workers' Welfare Fund	102,470	72,083
Other liabilities	112,230	106,849
	<b>6,367,467</b>	<b>6,102,229</b>
<b>12. SHORT-TERM BORROWINGS</b>		
<b>Secured borrowings</b>		
<b>Conventional</b>		
Running finance facility - note -12.1	1,123,187	1,295,206
Short-term finance facility - note 12.3	375,000	300,000
	<b>1,498,187</b>	<b>1,595,206</b>
<b>Islamic</b>		
Running Musharakah - notes 12.1.1 and 12.1.2	5,324,359	6,100,641
Current portion of long-term borrowings	25,309	14,303
	<b>5,349,668</b>	<b>6,114,944</b>
	<b>6,847,855</b>	<b>7,710,150</b>
<b>Unsecured</b>		
Borrowing from IBL Future Technologies (Private) Limited - note 12.2	200,000	200,000
	<b>7,047,855</b>	<b>7,910,150</b>

## Notes to the Unconsolidated Condensed Interim Financial Statements

### For the period ended March 31, 2026 - Unaudited

- 12.1** The Company has entered into running finance under mark-up arrangements from various banks amounting to Rs. 8,655 million (June 30, 2025: Rs. 7,650 million) which include financing facilities obtained under Islamic mode amounting to Rs. 6,855 million (June 30, 2025: Rs. 6,350 million). The arrangements are secured jointly by a registered mortgage of Rs. 1,937.5 million (June 30, 2025: Rs. 1,937.5 million) of immovable property together with a joint pari passu charge on all current assets of the Company to the extent of Rs. 11,095.83 million (June 30, 2025: Rs. 11,095.83 million).
- 12.1.1** The rates of mark-up ranged between 11.79% to 12.63% (June 30, 2025: 12.33% to 21.83%) per annum.
- 12.1.2** The rates of profit ranged between 10.98% to 11.79% (June 30, 2025: 12.08% to 22.72%) per annum.
- 12.2** This represents interest free loan obtained from IBL Future Technologies (Private) Limited - wholly owned subsidiary and is repayable on demand.
- 12.3** During the period, the Company availed a Short-Term Finance (STF) Facility of Rs. 500 million from Pak-China Investment Company Limited to meet its working capital requirements. The facility is available for up to one year, with each tranche having a maximum tenor of 120 days. Mark-up is payable at the relevant KIBOR plus a negotiated spread and is settled at the maturity of each tranche.

The facility is secured by a joint pari passu hypothecation charge over current and fixed assets amounting to Rs. 541.67 million, and an equitable mortgage charge of Rs. 125 million over property located at Plot F-319, S.I.T.E., Karachi, aggregating to total security of Rs. 666.67 million. Until completion of charge upgradation, utilization of the facility remains restricted to 75% of the approved limit.

## 13. CONTINGENCIES AND COMMITMENTS

### 13.1 Contingencies

There has been no significant change in the status of contingencies in the current period as reported in note 30 of the annual audited unconsolidated financial statements of the Company for the year ended June 30, 2025 except as disclosed in notes 15.1.1 and 15.1.2 of condensed interim financial statements of the Company for the half year ended December 31, 2025.

### 13.2 Commitments

<b>(Unaudited)</b>	(Audited)
<b>March 31,</b>	June 30,
<b>2026</b>	2025

(Rupees in '000)

#### 13.2.1 Commitments in respect of capital expenditures

Property, plant and equipment	<b>25,563</b>	6,766
-------------------------------	---------------	-------

#### 13.2.2 Post-dated cheques issued in favour of Collector of Customs for import of inventory at March 31, 2026 amounted to Rs. 346.74 million (June 30, 2025: Rs. 197.65 million).

#### 13.2.3 The facility for opening letters of credit and guarantees as at March 31, 2026 amounted to Rs. 3,045 million (June 30, 2025: Rs. 3,265 million) of which the amount remaining unutilised as at period ended March 31, 2026 amounted to Rs. 1,376 million (June 30, 2025: Rs. 1,180 million).

## Notes to the Unconsolidated Condensed Interim Financial Statements

For the period ended March 31, 2026 - Unaudited

	March 31, 2026	March 31, 2025
<b>14. REVENUE FROM CONTRACTS WITH CUSTOMERS</b>	(Rupees in '000)	
Gross sales		
Local sale of goods	26,095,545	19,258,357
Export sales	2,513,050	2,125,731
	<b>28,608,595</b>	21,384,088
Toll manufacturing	11,275	2,408
	<b>28,619,870</b>	21,386,496
Sales tax	(325,289)	(175,541)
	<b>28,294,581</b>	21,210,955
Less:		
Trade discount	(1,660,917)	(1,417,869)
Sales return	(448,201)	(678,290)
	<b>(2,109,118)</b>	(2,096,159)
	<b>26,185,463</b>	19,114,796
<b>15. OTHER INCOME</b>		
<b>Income from financial assets - others</b>		
Interest Income from Term Finance Certificates	-	14,595
Unwinding of deferred consideration and interest on delayed payments	195,057	147,963
<b>Income from non - financial assets</b>		
Rental income from investment property	81,794	68,111
Gain on disposal of property, plant and equipment	-	16,685
Scrap sales	29,183	22,803
Others	18,362	840
	<b>129,339</b>	108,439
	<b>324,396</b>	270,997
<b>16. BASIC AND DILUTED EARNINGS PER SHARE</b>		
Profit for the period (Rupees in thousands)	2,309,160	268,809
Weighted average number of outstanding shares at the end of period (in thousand) - Restated	588,219	588,219
		(Re-stated)
Basic and diluted earnings/(loss) per share (Rupees)	3.93	0.46

## Notes to the Unconsolidated Condensed Interim Financial Statements

For the period ended March 31, 2026 - Unaudited

	March 31, 2026	March 31, 2025
	(Rupees in '000)	
<b>17. CASH GENERATED FROM OPERATIONS</b>		
Profit before levies and income tax	4,401,937	400,159
<b>Add adjustments for non-cash charges and other items</b>		
Depreciation	566,403	469,023
Gain on disposal of property, plant and equipment	12,768	(16,685)
Amortisation of intangible assets	9,181	10,536
Amortisation of transaction cost	-	19,053
Provision for retirement benefits obligation	4,050	4,050
Finance cost	773,463	1,692,934
Interest on lease liability	11,291	10,876
Impairment loss on investment in a subsidiary	-	927,463
Profit before working capital changes	5,779,093	3,517,409
<b>Effect on cash flow due to working capital changes</b>		
(Increase) / decrease in current assets		
Inventories	(1,310,543)	(368,125)
Trade receivables	(3,074,001)	480,602
Loans and advances	(800,712)	(510,185)
Trade deposits and short-term prepayments	(61,326)	(98,841)
Other receivables	(9,348)	(462,186)
Refund due from Government - sales tax - net	99,804	6,228
	(5,156,126)	(952,507)
Increase / (decrease) in current liabilities		
Trade and other payables	282,185	(935,473)
Contract liabilities	21,069	(13,219)
	303,254	(948,692)
Cash flows generated from operations	926,221	1,616,210

## Notes to the Unconsolidated Condensed Interim Financial Statements

For the period ended March 31, 2026 - Unaudited

	March 31, 2026	March 31, 2025
<b>18. CASH AND CASH EQUIVALENTS</b>	(Rupees in '000)	
Cash and bank balances	130,590	176,738
Running finance under markup arrangements - note 12.1	(1,123,187)	(1,373,425)
	<u>(992,597)</u>	<u>(1,196,687)</u>

**18.1** Short-term borrowings other than running finance have been reclassified as financing activities in the statement of cash flows which were previously included as cash and cash equivalents.

### 19. SEGMENT INFORMATION

Based on internal management reporting structure for the period, no reportable segments were identified that were of continuing significance for decision making.

### 20. DISCLOSURE OF TRANSACTIONS BETWEEN THE COMPANY AND RELATED PARTIES:

The related parties include associated companies, staff retirement funds, directors, key management personnel and close family members of directors and key management personnel. The Company in the normal course of business carries out transactions with various related parties.

The Company enters into transactions with related parties on the basis of mutually agreed terms. Significant transactions with related parties are as follows:

Nature of relationship	Nature of transactions	March 31, 2026	March 31, 2025
		(Rupees in '000)	
Parent company	- Corporate service charges	84,700	91,560
	- Rent income	16,729	14,896
	- Income from provision of amenities	11,768	11,435
	- Advance against corporate charges	160,000	-
Subsidiaries	- Revenue	319,021	448,183
	- Purchases	865,381	970,656
	- Product qualification testing services	7,708	3,289
	- Loan on material	7,764	28,922
	- Royalty	36,500	26,755
	- Advance against financial assistance	568,966	329,020
	- Reimbursement of expenses	80,372	166,704
	- Rent income	4,052	3,607
	- Income from Provision of Amenities	2,743	2,190
	- Markup income	-	12,963
	- Others	116	881
Associated companies	- Revenue	20,494,439	14,285,710
	- Salaries and wages	10,564	22,246
	- Purchases	795	-
	- Carriage and duties	70,202	203,512
	- Discounts claimed	334,122	434,444

**Notes to the Unconsolidated Condensed Interim Financial Statements**  
For the period ended March 31, 2026 - Unaudited

Nature of relationship	Nature of transactions	March 31,	March 31,
		2026	2025
		(Rupees in '000)	
	- Rent expense	88,185	72,797
	- Rent income	45,197	34,068
	- Income from Provision of Amenities	116,703	118,461
	- Stock claims	554,438	488,114
	- Internet services	5,211	5,046
	- Donations	26,079	35,574
	- Incentives to field force staff	26,229	18,298
	- Repair & maintenance	446	1,784
	- Merchandise expense	33,775	11,594
	- Others	16,858	5,610
Staff retirement benefits			
	- Contributions to Provident Fund	207,985	176,729
	- Benefits paid	103,002	93,562
Key management employees compensation			
	- Salaries and other employee benefits	310,654	285,300
	- Contributions to Provident Fund	27,601	20,474

**20.1** The status of outstanding balances with related parties as at reporting date is included in the respective notes to the unconsolidated condensed interim financial statements.

**21. DATE OF AUTHORISATION FOR ISSUE**

These unconsolidated condensed interim financial statements were approved and authorised for issue by the Board of Directors of the Company on April 29, 2026.

  
Chief Executive

  
Director

  
Chief Financial Officer

# Consolidated Financial Statements

- 23** Consolidated Directors' Report
- 26** Consolidated Directors' Report (Urdu)
- 27** Consolidated Statement of Financial Position
- 28** Consolidated Statement of Profit or Loss and Other Comprehensive Income
- 29** Consolidated Condensed Interim Other comprehensive income
- 30** Consolidated Statement of Changes in Equity
- 31** Consolidated Statement of Cash Flows
- 32** Notes to the Consolidated Financial Statements

# Consolidated Directors' Report to the Members

We are pleased to present the consolidated interim financial information of the group for the nine months ended March 31, 2026. These financial statements have been prepared in accordance with the requirements of the International Accounting Standard (IAS) 34 – 'Interim Financial Reporting'. The directors' report is prepared in accordance with section 227 of the Companies Act, 2017 and Chapter XII of the Listed Companies (Code of Corporate Governance) Regulations, 2019.

## Financial highlights

Revenue of the group increased to Rs. 29.39 billion, reflecting a 34% increase compared to the same period last year. The significant growth in sales was underpinned by improved product availability, optimisation of the supply chain and enhanced commercial execution. Gross profit increased substantially to Rs. 15.67 billion, with the gross profit margin improving to 53.32%, compared to 48.85% in the corresponding period last year. This improvement was primarily driven by strategic price adjustments and a favorable shift in the product mix.

Finance costs declined substantially to Rs. 828 million, down from Rs. 1,765 million in the corresponding period last year. This reduction was largely attributable to lower interest rates and the settlement of long-term borrowings following the divestment of SPL.

As a result, the group recorded a profit after tax of Rs. 2,308 million, compared to a loss of Rs. 285 million in the corresponding quarter of the previous year.

Below is a summary of the financial results for the nine months ended March 31, 2026:

	<b>Nine months ended</b>	
	<b>March 31, 2026</b>	<b>March 31, 2025</b>
	<b>(Rupees in thousand)</b>	
Revenue from contracts with customers	29,388,881	21,995,735
Cost of sales	(13,719,634)	(11,250,892)
<b>Gross Profit</b>	<b>15,669,247</b>	<b>10,744,843</b>
Distribution costs	(8,705,414)	(6,133,582)
Administrative expenses	(1,500,508)	(1,887,007)
Other operating expenses	(390,148)	(34,382)
Other income	337,100	279,740
<b>Profit from operations</b>	<b>5,410,277</b>	<b>2,969,612</b>
Finance cost	(827,780)	(1,764,559)
<b>Profit before levies and income tax</b>	<b>4,582,497</b>	<b>1,205,053</b>
Levies – minimum tax and final tax	-	(79,924)
<b>Profit before income tax</b>	<b>4,582,497</b>	<b>1,125,129</b>
Taxation	(2,274,146)	(198,890)
<b>Profit from continuing operations</b>	<b>2,308,351</b>	<b>926,239</b>
Profit / (loss) from discontinued operations – net of tax	-	(1,210,762)
<b>Profit / (loss) for the period</b>	<b>2,308,351</b>	<b>(284,523)</b>

## EARNINGS PER SHARE

Basic earnings per share after taxation for the period is Rs. 3.89 (March 2025: Rs. (0.55)). There is no dilution effect on the basic earnings per share of the Group, as the Group had no convertible dilutive potential ordinary shares outstanding as at March 31, 2026.

## FUTURE OUTLOOK

Searle group remains focused on expanding its market presence and sustaining organic growth while continuing to improve lives. Despite ongoing macroeconomic and geopolitical challenges, the Group is confident in its ability to navigate these with resilience and deliver consistent performance.

Recent developments, including the deregulation of non-essential drug prices, lower interest rates, and a stable exchange rate have improved business predictability and created a favorable environment for growth. The recent approval of Denosumab injections by the Drug Regulatory Authority of Pakistan marks another milestone in Searle group's biosimilar journey, strengthening its leadership in biotechnology and access to affordable advanced therapies.

The Group continues to build momentum in exports, particularly across GCC and CIS markets, supported by new manufacturing approvals from regional health authorities. At the same time, Searle group is accelerating its digital transformation and sustainability initiatives to enhance operational efficiency and align with global standards.


We thank our shareholders for their continued trust and support. Searle group remains committed to disciplined execution, innovation, and creating enduring value for all stakeholders.

For and on behalf of the Board



**Tahir Ahmed**  
Chief Executive Officer

Karachi: April 29, 2026



**Zubair Razzak Palwala**  
Director

## فی حصص آمدنی

مدت کے لیے ٹیکس کے بعد بنیادی فی حصص آمدنی 3.89 روپے ہے (مارچ 2025: منفی 0.55 روپے)۔ گروپ کی بنیادی فی حصص آمدنی پر ڈائمیوشن کا کوئی اثر نہیں ہے، کیونکہ 31 مارچ 2026 تک گروپ کے پاس کوئی کموٹریبل اثروت نہیں رکھتا تھا۔

## مستقبل کا جائزہ

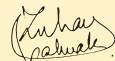
سرل گروپ اپنی مارکیٹ کی موجودگی کو بڑھانے اور ناماتی نمو برقرار رکھتے ہوئے زندگیوں کو بہتر بنانے پر توجہ مرکوز کیے ہوئے ہے۔ موجودہ معاشی اور جغرافیائی سیاسی چیلنجوں کے باوجود، گروپ چلک کے ساتھ ان حالات کا مقابلہ کرنے اور مستقبل کارکردگی دکھانے کی صلاحیت پر پُر اہتمام ہے۔


حالیہ پیش رفت، بشمول غیر ضروری ادویات کی قیمتوں کا ڈی ریگولیشن، کم شرح سود، اور مستحکم شرح مبادلہ نے کاروباری تسلسل کو بہتر بنایا ہے۔ ڈرگ ریگولیشن اتھارٹی آف پاکستان کی جانب سے 'Denosumab' انجکشن کی حالیہ منظوری سرل گروپ کے ہائی سیٹیبلر سفر میں ایک اور سنگ میل ہے، جو ہائی ٹیکنالوجی میں اس کی قیادت کو مزید مستحکم کرے گی۔

گروپ برآمدات، خاص طور پر خلیجی ممالک (GCC) اور CIS مارکیٹوں میں اپنی رفتار بڑھا رہا ہے، جسے علاقائی صحت کے حکام کی جانب سے نئی بیوفیکچرنگ منظوریوں کی حمایت حاصل ہے۔ ساتھ ہی، سرل گروپ آپریٹس کلارکردگی کو بڑھانے کے لیے ڈیجیٹل تبدیلی اور پائیداری کے اقدامات کو تیز کر رہا ہے۔

ہم اپنے شیئر ہولڈرز کے مسلسل اعتماد اور تعاون پر ان کا شکریہ ادا کرتے ہیں۔ سرل گروپ تمام اسٹیک ہولڈرز کے لیے پائیدار قدر پیدا کرنے کے لیے پُر عزم ہے۔

بورڈ کے لیے اور اس کی جانب سے

  
ذہیر رزاق پال والا  
ڈائریکٹر

  
طاہر احمد  
چیف ایگزیکٹو آفیسر

کراچی: 29 اپریل 2026

## مجموعی ڈائریکٹرز رپورٹ برائے حصص یافتگان

ہم 31 مارچ 2026 کو ختم ہونے والے نو ماہ کے لیے گروپ کی مجموعی عبوری مالیاتی معلومات پیش کرتے ہوئے خوشی محسوس کر رہے ہیں۔ یہ مالیاتی گوشوارے 'انٹرنیشنل اکاؤنٹنگ اسٹینڈرڈ (IAS) 34- عبوری مالیاتی رپورٹنگ' کے تقاضوں کے مطابق تیار کیے گئے ہیں۔ ڈائریکٹرز کی یہ رپورٹ کمپنیز ایکٹ 2017 کے سیکشن 227 اور لنڈن کمپنیز (کوڈ آف کارپوریٹ گورننس) ریگولیشنز 2019 کے باب XII کے مطابق تیار کی گئی ہے۔

### مالی جھلکیاں

گروپ کی آمدنی بڑھ کر 29.39 ارب روپے ہو گئی، جو گزشتہ سال کی اسی مدت کے مقابلے میں 34 فیصد اضافہ ظاہر کرتی ہے۔ فروخت میں اس نمایاں نمو کی بنیاد مصنوعات کی بہتر دستیابی، چھپائی چین کی بہتری اور بہتر تجارتی عملدرآمد پر ہے۔ مجموعی منافع نمایاں اضافے کے ساتھ 15.67 ارب روپے رہا، جبکہ مجموعی منافع کاراجن بڑھ کر 53.32 فیصد ہو گیا جو گزشتہ سال اسی مدت میں 48.85 فیصد تھا۔ یہ بہتری بنیادی طور پر قیمتوں میں اسٹریٹیجک تبدیلیوں اور مصنوعات کے بہترین تناسب کی وجہ سے ممکن ہوئی۔

مالیاتی اخراجات میں نمایاں کمی واقع ہوئی اور یہ گزشتہ سال کی اسی مدت کے 1,765 ملین روپے کے مقابلے میں کم ہو کر 828 ملین روپے رہ گئے ہیں۔ اس کی بڑی وجہ شرح سود میں کمی اور SPL کی فروخت کے بعد طویل مدتی قرضوں کی ادائیگی ہے۔

اس کے نتیجے میں، گروپ نے 2,308 ملین روپے کا بعد از ٹیکس منافع ریکارڈ کیا، جبکہ گزشتہ سال کی اسی مدت میں 285 ملین روپے کا نقصان ہوا تھا۔

ذیل میں 31 مارچ 2026 کو ختم ہونے والے نو ماہ کے مالیاتی نتائج کا خلاصہ پیش کیا جا رہا ہے:

### اختتام پذیر نو ماہ

31 مارچ 2026 31 مارچ 2025

(پاکستانی روپے ہزاروں میں)

21,995,735	29,388,881	گاہکوں کے ساتھ معاہدوں سے حاصل ہونے والی آمدنی
(11,250,892)	(13,719,634)	فروخت کی لاگت
<b>10,744,843</b>	<b>15,669,247</b>	مجموعی منافع
(6,133,582)	(8,705,414)	ترسیل کے اخراجات
(1,887,007)	(1,500,508)	انتظامی اخراجات
(34,382)	(390,148)	دیگر اخراجات
279,740	337,100	دیگر آمدنی
<b>2,969,612</b>	<b>5,410,277</b>	آپریٹنگ سے منافع
(1,764,559)	(827,780)	مالیاتی لاگت
<b>1,205,053</b>	<b>4,582,497</b>	لیویز اور انکم ٹیکس سے قبل منافع
(79,924)	-	لیویز - کم از کم ٹیکس اور حتمی ٹیکس
<b>1,125,129</b>	<b>4,582,497</b>	منافع قبل از ٹیکس
(198,890)	(2,274,146)	انکم ٹیکس کے اخراجات
<b>926,239</b>	<b>2,308,351</b>	سال کے دوران جاری کاروباری سرگرمیوں سے منافع
(1,210,762)	-	منتقل کاروباری سرگرمیوں سے ہونے والا منافع (نقصان) بعد از ٹیکس
<b>(284,523)</b>	<b>2,308,351</b>	منافع بعد از ٹیکس

# CONSOLIDATED CONDENSED INTERIM STATEMENT OF FINANCIAL POSITION

As at March 31, 2026

		(Un-audited) March 31, 2026	(Audited) June 30, 2025
		------(Rupees in '000) -----	
<b>ASSETS</b>			
<b>Non-current assets</b>			
Property, plant and equipment	5	10,870,497	11,149,935
Right-of-use asset		36,445	43,830
Investment properties		6,220,986	6,277,433
Intangibles		3,995,601	4,006,006
Deferred tax asset		1,659,684	1,616,811
Long-term loans		18	61
Long-term deposits		12,744	12,744
		<b>22,795,975</b>	<b>23,106,820</b>
<b>Current assets</b>			
Inventories		6,754,983	5,253,512
Trade Receivables	6	15,402,802	11,600,590
Loans and advances		1,127,250	746,726
Trade deposits and short-term prepayments		403,667	319,216
Other receivables	7	3,280,936	5,029,809
Short-term investment at amortised cost		-	100,000
Taxation - payments less provision		880,921	2,059,124
Tax refunds due from government - Sales tax		188,090	317,038
Cash and bank balances		309,971	398,751
		<b>28,348,620</b>	<b>25,824,766</b>
<b>Total assets</b>		<b>51,144,595</b>	<b>48,931,586</b>
<b>EQUITY AND LIABILITIES</b>			
<b>EQUITY</b>			
Issued, subscribed and paid-up capital	8	5,882,187	5,114,945
Share premium		9,085,133	9,085,133
Unappropriated profit		13,114,345	11,430,588
General reserve		280,251	280,251
Revaluation surplus on property, plant and equipment		6,013,526	6,178,180
Attributable to owners of The Searle Company Limited - Holding Company		<b>34,375,442</b>	<b>32,089,097</b>
Non-controlling interests		835,793	803,687
		<b>35,211,235</b>	<b>32,892,784</b>
<b>LIABILITIES</b>			
<b>Non-current liabilities</b>			
Long-term borrowings	9	146,211	46,067
Employee benefit obligations		77,521	58,380
Lease liability		47,599	57,514
		<b>271,331</b>	<b>161,961</b>
<b>Current liabilities</b>			
Trade and other payables	10	8,027,197	7,695,075
Short-term borrowings	11	7,297,109	7,857,916
Contract liabilities		84,375	71,577
Unpaid dividend		196,155	196,363
Unclaimed dividend		43,638	43,884
Current portion of lease liability		13,555	12,026
		<b>15,662,029</b>	<b>15,876,841</b>
<b>Total liabilities</b>		<b>15,933,360</b>	<b>16,038,802</b>
<b>Contingencies and commitments</b>	12		
<b>Total equity and liabilities</b>		<b>51,144,595</b>	<b>48,931,586</b>

The annexed notes from 1 to 20 form an integral part of these consolidated condensed interim financial statements

  
Chief Executive

  
Director

  
Chief Financial Officer

# CONSOLIDATED CONDENSED INTERIM STATEMENT OF PROFIT OR LOSS AND OTHER COMPREHENSIVE INCOME

For the period ended March 31, 2026 - Unaudited

	Note	Quarter ended		Nine months ended	
		March 31, 2026	March 31, 2025	March 31, 2026	March 31, 2025
----- (Rupees in '000) -----					
Revenue from contract with customers	13	9,734,197	7,000,873	29,388,881	21,995,735
Cost of sales		(4,811,568)	(3,448,382)	(13,719,634)	(11,250,892)
Gross profit		4,922,629	3,552,491	15,669,247	10,744,843
Distribution costs		(3,097,788)	(2,158,790)	(8,705,414)	(6,133,582)
Administrative expenses		(477,645)	(989,451)	(1,500,508)	(1,887,007)
Other operating expenses		(64,293)	(6,281)	(390,148)	(34,382)
Other income	14	42,417	198,718	337,100	279,740
<b>Profit from operations</b>		<b>1,325,320</b>	<b>596,687</b>	<b>5,410,277</b>	<b>2,969,612</b>
Finance cost		(286,296)	(362,452)	(827,780)	(1,764,559)
<b>Profit before levies and income tax</b>		<b>1,039,024</b>	<b>234,235</b>	<b>4,582,497</b>	<b>1,205,053</b>
Levies - minimum tax and final tax		-	(49,978)	-	(79,924)
<b>Profit before income tax</b>		<b>1,039,024</b>	<b>184,257</b>	<b>4,582,497</b>	<b>1,125,129</b>
Taxation		(537,049)	(22,771)	(2,274,146)	(198,890)
<b>Profit from continuing operations</b>		<b>501,975</b>	<b>161,486</b>	<b>2,308,351</b>	<b>926,239</b>
<b>Discontinued operations:</b>					
(Loss)/profit from discontinued operations – net of tax		-	(515,362)	-	(1,210,762)
<b>Profit/(loss) for the period</b>		<b>501,975</b>	<b>(353,876)</b>	<b>2,308,351</b>	<b>(284,523)</b>
<b>Profit/(loss) is attributable to:</b>					
Owners of the Parent Company - continuing operations		491,523	156,500	2,286,345	911,548
Owners of the Parent Company - discontinued operations		-	(516,047)	-	(1,233,238)
		<b>491,523</b>	<b>(359,547)</b>	<b>2,286,345</b>	<b>(321,690)</b>
Non-controlling interests - continuing operations		10,452	4,986	22,006	14,691
Non-controlling interests - discontinued operations		-	685	-	22,476
		<b>10,452</b>	<b>5,671</b>	<b>22,006</b>	<b>37,167</b>
<b>Basic &amp; diluted earnings per share</b>					
From continuing operations		0.84	(Restated) 0.27	3.89	(Restated) 1.55
From discontinued operations	15	-	(0.88)	-	(2.10)
		<b>0.84</b>	<b>(0.61)</b>	<b>3.89</b>	<b>(0.55)</b>

The annexed notes from 1 to 20 form an integral part of these consolidated condensed interim financial statements

  
Chief Executive

  
Director

  
Chief Financial Officer

# CONSOLIDATED CONDENSED INTERIM OTHER COMPREHENSIVE INCOME

For the period ended March 31, 2026 - Unaudited

	Quarter Ended		Nine months period ended	
	March 31, 2026	March 31, 2025	March 31, 2026	March 31, 2025
Note	----- (Rupees in '000) -----			
Profit/(loss) for the period	501,975	(353,876)	2,308,351	(284,523)
<b>Other comprehensive loss:</b>				
Items that will not be reclassified subsequently to profit or loss				
Surplus on revaluation of property, plant and equipment asset classified as held for sale - net of deferred tax	-	(596,468)	-	(596,468)
<b>Total comprehensive loss for the period</b>	<b>501,975</b>	<b>(950,344)</b>	<b>2,308,351</b>	<b>(880,991)</b>
<b>Total comprehensive loss for the period is attributable to:</b>				
Owners of the Parent Company	-	(956,015)	2,286,345	(918,158)
Non-controlling interests	501,975	5,671	22,006	37,167
	<b>501,975</b>	<b>(950,344)</b>	<b>2,308,351</b>	<b>(880,991)</b>
<b>Total comprehensive income / (loss) attributable to owners of the Parent arise from:</b>				
From continuing operations	-	156,500	2,286,345	911,548
From discontinued operations	-	(1,112,515)	-	(1,829,706)
	<b>-</b>	<b>(956,015)</b>	<b>2,286,345</b>	<b>(918,158)</b>

The annexed notes from 1 to 20 form an integral part of these consolidated condensed interim financial statements

  
Chief Executive

  
Director

  
Chief Financial Officer

# CONSOLIDATED CONDENSED INTERIM STATEMENT OF CHANGES IN EQUITY

For the period ended March 31, 2026 - Unaudited

	Capital reserves			Revenue reserves			Non-Controlling interest	Total
	Share capital	Share premium account	Revaluation surplus on Property, plant & equipment	General reserve	Unap-pro-riated profits	Sub-Total reserves		
	(Rupees in '000)							
Balance as at July 01, 2024 - (Audited)	5,114,945	9,085,133	6,023,513	280,251	12,027,381	27,416,278	1,913,774	34,444,997
<b>Total comprehensive income for the period</b>								
- Profit after tax	-	-	-	-	(321,690)	(321,690)	37,167	(284,523)
- Other comprehensive loss - net of tax	-	-	-	-	(596,468)	(596,468)	-	(596,468)
	-	-	-	-	(918,158)	(918,158)	37,167	(880,991)
<b>Transactions with owners</b>								
Disposal of subsidiary	-	-	-	-	(353,090)	(353,090)	(1,180,030)	(1,533,120)
	-	-	-	-	(353,090)	(353,090)	(1,180,030)	(1,533,120)
Transfer of incremental depreciation - net of deferred tax	-	-	(151,298)	-	151,298	-	-	-
Balance as at March 31, 2025 - (Unaudited)	<u>5,114,945</u>	<u>9,085,133</u>	<u>5,872,215</u>	<u>280,251</u>	<u>10,907,431</u>	<u>26,145,030</u>	<u>770,911</u>	<u>32,030,886</u>
<b>Balance as at July 01, 2025 - (Audited)</b>	<b>5,114,945</b>	<b>9,085,133</b>	<b>6,178,180</b>	<b>280,251</b>	<b>11,430,588</b>	<b>26,974,152</b>	<b>803,687</b>	<b>32,892,784</b>
<b>Total comprehensive income for the period</b>								
- Profit after tax	-	-	-	-	2,286,345	2,286,345	22,006	2,308,351
- Other comprehensive loss - net of tax	-	-	-	-	-	-	-	-
	-	-	-	-	2,286,345	2,286,345	22,006	2,308,351
Transfer of incremental depreciation - net of deferred tax	-	-	(135,063)	-	135,063	-	-	-
Transfer of revaluation surplus on disposal of vehicle held at revaluation model to unappropriated profit	-	-	(29,591)	-	29,591	-	-	-
Contribution from non controlling interest as a non-redeemable convertible loan	-	-	-	-	-	-	10,100	10,100
<b>Transactions with owners</b>								
Bonus shares issued during the period in the ratio of 15 shares for every 100 shares held	767,242	-	-	-	(767,242)	(767,242)	-	-
<b>Balance as at March 31, 2026 - (Unaudited)</b>	<u><b>5,882,187</b></u>	<u><b>9,085,133</b></u>	<u><b>6,013,526</b></u>	<u><b>280,251</b></u>	<u><b>13,114,345</b></u>	<u><b>28,493,255</b></u>	<u><b>835,793</b></u>	<u><b>35,211,235</b></u>

The annexed notes from 1 to 20 form an integral part of these consolidated condensed interim financial statements

  
Chief Executive

  
Director

  
Chief Financial Officer

# CONSOLIDATED CONDENSED INTERIM STATEMENT OF CASH FLOWS

For the period ended March 31, 2026 - Unaudited

		March 31 2026	March 31 2025
	Note	(Rupees in '000)	
<b>CASH FLOWS FROM OPERATING ACTIVITIES</b>			
Cash generated from operations	16	2,715,815	1,572,656
Employee benefit obligations paid		16,441	(841)
Finance cost paid		(834,131)	(2,358,508)
Income tax paid		(1,138,816)	(530,998)
Interest income received		-	5,505
Lease rentals paid		(19,677)	(23,034)
Decrease / (increase) in long-term loans and advances		43	894
Net cash generated from operating activities		<b>739,675</b>	(1,334,326)
<b>CASH FLOWS FROM INVESTING ACTIVITIES</b>			
Purchase of property, plant and equipment		(377,447)	(271,331)
Sale proceeds on disposal of property, plant and equipment		17,645	35
Additions to investment properties		(17,636)	(17,672)
Short-term investments		100,000	-
Net cash inflow against disposal of subsidiary companies		-	8,855,604
Net cash used in investing activities		<b>(377,438)</b>	8,566,636
<b>CASH FLOWS FROM FINANCING ACTIVITIES</b>			
Dividend paid		(454)	(438)
Non - redeemable convertible loan		10,100	-
Proceeds/(Repayment) of borrowings		100,144	(5,811,208)
Proceeds from short-term financing		75,000	-
Repayment of running musharaka		(465,690)	-
Net cash generated from / (used in) financing activities		<b>(280,900)</b>	(5,811,646)
<b>Net increase in cash and cash equivalents</b>		<b>81,337</b>	1,420,664
Cash and cash equivalents at beginning of the period		<b>(896,455)</b>	(2,141,539)
<b>Cash and cash equivalents at end of the period</b>	17	<b>(815,118)</b>	(720,875)

The annexed notes from 1 to 20 form an integral part of these consolidated condensed interim financial statements

  
Chief Executive

  
Director

  
Chief Financial Officer

# Notes to the Consolidated Condensed Interim Financial Statements

## For the period ended March 31, 2025 - Unaudited

### 1. LEGAL STATUS AND OPERATIONS

**1.1** The Searle Company Limited (the Company) was incorporated in Pakistan as a private limited company in October 1965. In November 1993, the Company was converted into a public limited company under the repealed Companies Ordinance, 1984 (now the Companies Act, 2017). Its shares are quoted on the Pakistan Stock Exchange Limited (PSX). The Company is principally engaged in the manufacturing of pharmaceutical and other consumer products. The registered office of the Company is situated at One IBL Centre 2nd Floor, Plot No. 1, Block 7 & 8 Dehli Mercantile Muslim Cooperative Housing Society, Tipu Sultan Road off Shahrah-e-Faisal, Karachi.

International Brands (Private) Limited is the Parent Company, which holds 52.33% (March 31, 2025: 51.89%) shareholding in the Company. This holding percentage includes 9,645,357 which are held in lieu of 5% withholding tax under section 236M and 3,862,889 shares which are held in lieu of 10% withholding tax under section 236Z of the Income Tax Ordinance, 2001. The shareholder has filed petitions against such provision and the cases are currently pending before the Honorable High Court.

Following are the subsidiary companies:

	Principal place of business	Percentage of effective holding	
		March 31, 2026 (Unaudited)	June 30, 2025 (Audited)
<b>Listed Company</b>			
- IBL HealthCare Limited		74.19%	74.19%
<b>Unlisted Companies</b>			
- Searle Pharmaceuticals (Private) Limited	Pakistan	100.00%	100.00%
- Searle Laboratories (Private) Limited		100.00%	100.00%
- Searle Biosciences (Private) Limited		100.00%	100.00%
- IBL Future Technologies (Private) Limited		100.00%	100.00%
- Searle IV Solutions (Private) Limited		100.00%	100.00%
- Stellar Ventures (Private) Limited		100.00%	100.00%
- IBL Frontier Markets (Private) Limited *		100.00%	100.00%
- Prime Health (Private) Limited *		100.00%	100.00%
- Mycart (Private) Limited *		50.00%	50.00%
- Nextar Pharma (Private) Limited *		87.20%	87.20%

\* Nextar Pharma (Private) Limited is the subsidiary of Searle Biosciences (Private) Limited being the indirect subsidiary of the Parent Company.

\* MyCart (Private) Limited, IBL Frontier Markets (Private) Limited and Prime Health MyCart (Private) Limited are the subsidiaries of Stellar Ventures (Private) Limited being the indirect subsidiary of the Parent Company.

### 2 BASIS OF PREPARATION

#### 2.1 Statement of compliance

**2.1.1** These consolidated condensed interim financial statements have been prepared in accordance with the accounting and reporting standards as applicable in Pakistan for interim financial reporting. The accounting and reporting standards as applicable in Pakistan for interim financial reporting comprise of:

- International Accounting Standard (IAS) 34, Interim Financial Reporting, issued by the International Accounting Standards Board (IASB) as notified under the Companies Act, 2017; and
- Provisions of and directives issued under the Companies Act, 2017.

# Notes to the Consolidated Condensed Interim Financial Statements

## For the period ended March 31, 2025 - Unaudited

Where the provisions of and directives issued under the Companies Act, 2017 differ with the requirements of IAS 34, the provisions of and directives issued under the Companies Act, 2017 have been followed.

**2.1.2** These consolidated condensed interim financial statements have been prepared in accordance with the accounting and reporting standards as applicable in Pakistan for interim financial reporting. The accounting and reporting standards as applicable in Pakistan for interim financial reporting comprise of:

### **2.1.3 Functional and presentation currency**

These consolidated condensed interim financial statements are presented in Pakistan Rupees which is the Company's functional and presentation currency. All financial information presented in Pakistani Rupees have been rounded off to the nearest thousand Rupees except where stated otherwise.

## **3. MATERIAL ACCOUNTING POLICIES INFORMATION**

**3.1** The accounting policies and methods of computation adopted in the preparation of these consolidated condensed interim financial statements are the same as those applied in the preparation of the audited annual consolidated financial statements of the Company as at and for the year ended June 30, 2025.

### **3.2 Changes in accounting standards, interpretations and pronouncements**

#### **a) Standards and amendments to approved accounting standards that are effective**

There are certain standards, amendments and interpretations to the accounting and reporting standards which are mandatory for the Company's annual accounting period which began on July 1, 2025. However, these do not have any significant impact on the Group's financial reporting.

#### **b) Standards and amendments to approved accounting standards that are not yet effective**

There is a new standard and amendments that will be applicable to the Group for its annual periods beginning on or after January 1, 2026. The new standard refers to IFRS 18 Presentation and Disclosure in the Financial Statements with an applicability date of January 1, 2027. The overall amendments include those made to IFRS 7 and IFRS 9 which clarify the date of recognition and derecognition of a financial asset or financial liability and are applicable effective January 1, 2026. The Group's management at present is in the process of assessing the full impacts of the new standard and the amendments to IFRS 7 and IFRS 9 and expects to complete the assessment shortly.

## **4. ACCOUNTING ESTIMATES, JUDGEMENTS AND FINANCIAL RISK MANAGEMENT**

The preparation of the consolidated condensed interim financial statements in conformity with accounting and reporting standards, as applicable in Pakistan, requires management to make judgements, estimates and assumptions that affect the application of accounting policies and the reported amounts of assets, liabilities, income and expenses. The estimates and associated assumptions are based on historical experience and various other factors that are believed to be reasonable under the circumstances, the results of which form the basis of making judgements about the carrying values of assets and liabilities that are not readily apparent from other sources. Actual results may differ from these estimates.

The significant judgements made by the management in the preparation of this consolidated condensed interim financial information are the same as those that were applied to the annual audited consolidated financial statements as at and for the year ended June 30, 2025.

The Group's financial risk management objectives and policies are consistent with those disclosed in the annual audited consolidated financial statements as at and for the year ended June 30, 2025.

## Notes to the Consolidated Condensed Interim Financial Statements

For the period ended March 31, 2025 - Unaudited

	(Unaudited)	(Audited)
	March 31,	June 30,
	2026	2025
	(Rupees in '000)	
<b>5. PROPERTY, PLANT AND EQUIPMENT</b>		
Operating assets - note 5.1	10,436,138	10,815,552
Capital work-in-progress - at cost	434,359	334,383
	<b>10,870,497</b>	<b>11,149,935</b>
<b>5.1 Additions - operating fixed assets (at cost)</b>		
Leasehold Land	-	6,145
Building on leasehold land	3,981	22,194
Plant and machinery	53,026	8,036
Office equipment	42,071	9,066
Furniture and fittings	552	1,342
Vehicles	90,577	-
Air conditioning systems	2,719	22,963
	<b>192,926</b>	<b>69,746</b>
<b>5.2</b> Net book value of disposals during the period is Rs. 30.37 million (March 31, 2025: Nil).		
<b>6 TRADE RECEIVABLES</b>	(Unaudited)	(Audited)
	March 31,	June 30,
	2026	2025
	(Rupees in '000)	
Considered good		
- Export receivables, secured	899,772	844,040
- Due from related parties, unsecured	11,509,918	8,702,668
- Others, unsecured	3,218,736	2,279,506
	<b>15,628,426</b>	<b>11,826,214</b>
Less: allowance for expected credit losses	(225,624)	(225,624)
	<b>15,402,802</b>	<b>11,600,590</b>

**Notes to the Consolidated Condensed Interim Financial Statements**  
For the period ended March 31, 2025 - Unaudited

7	<b>OTHER RECEIVABLES - considered good</b>	(Unaudited)	(Audited)
		<b>March 31, 2026</b>	June 30, 2025
		(Rupees in '000)	
	<b>Receivables from related parties</b>		
	Due from Ultimate Parent Company and associated companies:		
	- International Brands (Private) Limited	331,948	295,971
	- IBL Operations (Private) Limited	169,137	160,125
	- Universal Ventures (Private) Limited	200,644	200,044
	- Mywater (Private) Limited	-	3,584
	- IBL Unisys (Private) Limited	-	1,892
		<b>701,729</b>	661,616
	Due from other related party:		
	- IBL Identity (Private) Limited*	-	-
	- United Retail (SMC- Private) Limited	126,939	80,020
	- Universal Retail (SMC- Private) Limited	257,288	182,684
	Receivable from provident fund	-	-
		<b>384,227</b>	262,704
	Surplus arising under retirement benefit fund	5,250	5,250
	<b>Receivables from other than related parties</b>		
	Noventa Pharma (Private) Limited against:		
	Sale of subsidiary	1,924,054	3,550,917
	Others, considered good	265,676	549,322
		<b>3,280,936</b>	5,029,809

8.	<b>Authorised share capital</b>	(Unaudited)	(Audited)	(Unaudited)	(Audited)
		<b>March 31, 2026</b>	June 30, 2025	<b>March 31, 2026</b>	June 30, 2025
		(Rupees in '000)			
	<b>(Number of shares)</b>				
	<b>700,000,000</b>	700,000,000	Ordinary shares of Rs. 10 each	<b>7,000,000</b>	7,000,000
	<b>Issued, subscribed and paid up capital</b>				
	<b>(Number of shares)</b>				
	<b>161,596,926</b>	161,596,926	Shares allotted for consideration paid in cash	<b>1,615,969</b>	1,615,969
	<b>24,000</b>	24,000	Shares allotted for consideration other than cash	<b>240</b>	240
	<b>426,597,661</b>	349,873,498	Shares allotted as bonus shares	<b>4,265,978</b>	3,498,736
	<b>588,218,587</b>	511,494,424		<b>5,882,187</b>	5,114,945

## Notes to the Consolidated Condensed Interim Financial Statements

For the period ended March 31, 2025 - Unaudited

	<b>(Unaudited)</b> <b>March 31,</b> <b>2026</b>	(Audited) June 30, 2025
<b>9. LONG-TERM BORROWINGS</b>		(Rupees in '000)
<b>Islamic</b>		
Diminishing musharika	<b>146,211</b>	46,067

- 9.1** During the period, the Parent Company obtained diminishing musharakah financing of Rs. 145 million from First Habib Modaraba for acquisition of four vehicles. The facilities carry profit at 3 month KIBOR plus 1% (with a minimum of 5%) and are repayable over a five years term through a monthly buy out of Musharakah units.

These arrangements are secured through hypothecation over the financed vehicles, comprehensive takaful assigned to the Modaraba, and retention of vehicle title in the name of First Habib Modaraba until full settlement.

	<b>(Unaudited)</b> <b>March 31,</b> <b>2026</b>	(Audited) June 30, 2025
<b>10. TRADE AND OTHER PAYABLES</b>		(Rupees in '000)
Creditors	<b>2,286,300</b>	2,787,911
Salaries and benefits payable	-	4,462
Bills payable in foreign currency	<b>1,212,068</b>	1,414,453
Royalty payable	<b>48,693</b>	59,187
Accrued liabilities	<b>2,587,508</b>	1,718,433
Payable to provident fund	<b>46,079</b>	165,274
Taxes deducted at source and payable to statutory authorities	<b>1,035,118</b>	947,309
Accrued markup	<b>213,408</b>	231,050
Workers' Profit Participation Fund	<b>247,113</b>	51,089
Workers' Welfare Fund	<b>102,733</b>	72,346
Other liabilities	<b>248,177</b>	243,561
	<b>8,027,197</b>	7,695,075

### 11. SHORT-TERM BORROWINGS

#### Secured borrowings

##### Conventional:

Running finance under mark-up arrangements - note 11.1	<b>1,125,089</b>	1,295,206
Short-term finance facility	<b>375,000</b>	300,000
	<b>1,500,089</b>	1,595,206

##### Islamic:

Running musharaka - note 11.1 to 11.1.1	<b>5,760,300</b>	6,236,996
Current portion of long term borrowings	<b>25,309</b>	14,303
	<b>5,785,609</b>	6,251,299

##### Unsecured borrowings

International Brands (Private) Limited	<b>11,411</b>	11,411
	<b>7,297,109</b>	7,857,916

## Notes to the Consolidated Condensed Interim Financial Statements

### For the period ended March 31, 2025 - Unaudited

- 11.1** The Parent Company has entered into running finance under mark-up arrangements from various banks amounting to Rs. 8,655 million (June 30, 2025: Rs. 7,650 million) which include financing facilities obtained under Islamic mode amounting to Rs. 6,855 million (June 30, 2025: Rs. 6,350 million). The arrangements are secured jointly by a registered mortgage of Rs. 1,937.5 million (June 30, 2025: Rs. 1,937.5 million) of immovable property together with a joint pari passu charge on all current assets of the Company to the extent of Rs. 11,095.83 million (June 30, 2025: Rs. 11,095.83 million).
- 11.1.1** The rates of mark-up ranged between 11.79% to 12.63% (June 30, 2025: 12.33% to 21.83%) per annum. The rates of profit ranged between 10.98% to 11.79% (June 30, 2025: 12.08% to 22.72%) per annum.
- 11.2** During the period, the Parent Company availed a Short-Term Finance (STF) Facility of Rs. 500 million from Pak-China Investment Company Limited to meet its working capital requirements. The facility is available for up to one year, with each tranche having a maximum tenor of 120 days. Mark-up is payable at the relevant KIBOR plus a negotiated spread and is settled at the maturity of each tranche. The facility is secured by a joint pari passu hypothecation charge over current and fixed assets amounting to Rs. 541.67 million, and an equitable mortgage charge of Rs. 125 million over property located at Plot F-319, S.I.T.E., Karachi, aggregating to total security of Rs. 666.67 million. Until completion of charge upgradation, utilization of the facility remains restricted to 75% of the approved limit.
- 11.3** IBL HealthCare Limited obtained running musharakah facilities from commercial banks amounting to Rs. 439 million (June 30, 2025: Rs. 439 million) out of which the amount unavailed at the period ended was Rs. 3.06 million (June 30, 2025: Rs. 302.64 million). Rates of profit range from one month KIBOR plus 1% (June 30, 2025: one month KIBOR plus 1%) to three months KIBOR plus 1.25% (June 30, 2025: three month KIBOR plus 1.5%) per annum. These facilities have been secured by way of hypothecation of first pari passu charge over present and future current assets amounting to Rs. 585 million (June 30, 2025: Rs. 585 million).

## 12. CONTINGENCIES AND COMMITMENTS

### 12.1 Contingencies

There has been no significant change in the status of contingencies in the current period as reported in the note 30 of the annual audited unconsolidated financial statements of the Group for the year ended June 30, 2025 except as disclosed in notes 15.1.1 and 15.1.2 of consolidated condensed interim financial statements of the Company for the half year ended December 31, 2025.

### 12.2 Commitments

- 12.2.1** The facility for opening letters of credit and guarantees as at March 31, 2026 of the Parent Company amounted to Rs. 3,045 million (June 30, 2025: Rs. 3,265 million) of which the amount remaining unutilised as at period ended March 31, 2026 amounted to Rs. 1,376 million (June 30, 2025: Rs. 1,180 million).
- 12.2.2** The facility for opening letter of credit and guarantee of IBL HealthCare Limited as at December 31, 2025 amounted to Rs. 900 million (June 30, 2025: Rs. 900 million) and Rs. 40 million (June 30, 2025: Rs. 20 million) of which the amount remaining unutilised at the end of the period was Rs. 172.65 million (June 30, 2025: Rs. 246.27 million) and Rs. 18.81 million (June 30 2025: Rs. 2.43 million) respectively.

## Notes to the Consolidated Condensed Interim Financial Statements

For the period ended March 31, 2025 - Unaudited

		(Unaudited)	
		March 31, 2026	March 31, 2025
		(Rupees in '000)	
<b>13.</b>	<b>REVENUE FROM CONTRACT WITH CUSTOMERS</b>		
	Gross sales		
	Local sales	29,899,427	23,236,291
	Export sales	2,738,368	2,125,731
		32,637,795	25,362,022
	Toll manufacturing	11,275	2,408
		32,649,070	25,364,430
	Sales tax	(674,873)	(554,812)
		31,974,197	24,809,618
	Less:		
	Discounts, rebates and allowances	(2,016,439)	(1,917,668)
	Sales returns	(568,877)	(896,215)
		(2,585,316)	(2,813,883)
		29,388,881	21,995,735
<b>14.</b>	<b>OTHER INCOME</b>		
	<b>Income from financial assets</b>		
	Exchange gain	4,261	-
	Interest income on Term Finance Certificate	-	14,595
	Rental income from investment properties	85,853	68,111
	Gain on disposal of property, plant and equipment	-	16,685
	Scrap sales	31,889	23,969
	Unwinding of deferred consideration and interest on delayed payments	195,057	147,963
	Others	20,040	8,417
		332,839	265,145
		337,100	279,740
		(Unaudited)	
		March 31, 2026	March 31, 2025
<b>15.</b>	<b>BASIC AND DILUTED EARNINGS PER SHARE</b>		
	Profit for the period (in thousand)	2,286,345	(Re-stated) (321,690)
	Weighted average number of outstanding shares at the end of the period (in thousand)	588,219	588,219
	Basic and diluted earnings per share (Rupees)	3.89	(0.55)

**Notes to the Consolidated Condensed Interim Financial Statements**  
For the period ended March 31, 2025 - Unaudited

	(Unaudited)	
	March 31, 2026	March 31, 2025
	(Rupees in '000)	
<b>16. CASH GENERATED FROM OPERATIONS</b>		
Profit before income tax	4,582,497	82,077
<b>Add / (less): Adjustments for non-cash charges and other items</b>		
Depreciation on property, plant and equipment	626,517	605,738
Depreciation on investment property	74,083	77,409
Depreciation on right-of-use-asset	7,385	15,326
Loss/(gain) on disposal of property, plant and equipment	12,723	(35)
Amortisation	10,405	15,037
Provision for retirement benefits obligation	2,700	10,477
Impairment loss on investment in a subsidiary	-	1,450,124
Interest income	-	(5,505)
Finance cost	816,489	2,022,125
Interest on lease liability	11,291	6,112
Amortisation of transaction cost	-	18,424
Profit before working capital changes	6,144,090	4,297,309
<b>Effect on cash flow due to working capital changes</b>		
(Increase) / decrease in current assets		
Inventories	(1,501,471)	17,313
Trade receivables	(3,802,212)	(155,248)
Loans and advances	(380,524)	(473,044)
Trade deposits and short-term prepayments	(84,451)	(148,559)
Short-term investment at amortised cost	100,000	-
Tax refunds due from government - Sales tax	128,948	(2,783)
Other receivables	1,748,873	(872,407)
	(3,790,837)	(1,634,728)
Increase / (decrease) in current liabilities		
Trade and other payables	349,764	(1,365,888)
Contract liabilities	12,798	275,963
Cash generated from operations	2,715,815	1,572,656
<b>17. CASH AND CASH EQUIVALENTS</b>		
Cash and bank balances	309,971	277,563
Short term running finances - note 11	(1,125,089)	(998,438)
	(815,118)	(720,875)

## Notes to the Consolidated Condensed Interim Financial Statements

For the period ended March 31, 2025 - Unaudited

### 18. SEGMENT INFORMATION

Based on internal management reporting structure for the period, no reportable segments were identified that were of continuing significance for decision making.

### 19. DISCLOSURE OF TRANSACTIONS BETWEEN THE GROUP AND RELATED PARTIES

The related parties include associated companies, staff retirement funds, directors, key management personnel and close family members of directors and key management personnel. The Group in the normal course of business carries out transactions with various related parties. The Group enters into transactions with related parties on the basis of mutually agreed terms. Significant transactions with related parties are as follows:

		(Unaudited)	
		March 31,	March 31,
Nature of relationship	Nature of transactions	2026	2025
(Rupees in '000)			
Ultimate parent company	- Corporate service charges	84,700	91,560
	- Rent income	16,729	14,896
	- Income from provision of amenities	11,768	11,435
	- Advance against corporate charges	160,000	-
Staff retirement benefits	- Contributions to provident fund	207,985	176,729
	- Benefits paid	103,002	93,562
Associated companies	- Revenue	21,937,831	15,567,232
	- Salaries and wages	10,564	22,246
	- Carriage and duties	70,202	203,512
	- Discounts claimed	334,122	434,444
	- Rent expense	88,185	72,797
	- Rent income	45,197	34,068
	- Stock claims	554,438	488,114
	- Internet services	5,211	5,046
	- Income from provision of amenities	116,703	118,461
	- Donations	26,079	35,574
	- Incentives to field force staff	26,229	18,298
	- Repair & maintenance	446	1,784
	- Reimbursement of expenses	-	33,861
	- Merchandise expense	33,775	11,594
- Others	16,858	5,610	

# Notes to the Consolidated Condensed Interim Financial Statements

For the period ended March 31, 2025 - Unaudited

		(Unaudited)	
		March 31,	March 31,
Nature of relationship	Nature of transactions	2026	2025
(Rupees in '000)			
Key management employees	- Salaries and other employee benefits	<b>310,654</b>	285,300
compensation	- Contributions to a provident fund	<b>27,601</b>	20,474


The status of outstanding balances with related parties as at reporting date is included in the respective notes to the unconsolidated condensed interim financial statements.

## 20. DATE OF AUTHORISATION FOR ISSUE


This consolidated condensed interim financial information was approved and authorised for issue by the Board of Directors of the Parent Company on April 29, 2026.



Chief Executive



Director



Chief Financial Officer



**SEARLE**

**THE SEARLE COMPANY LIMITED**

2nd Floor, One IBL Centre, Plot# 1, Block 7 & 8,  
Dehli Mercantile Muslim Cooperative Housing Society  
(DMCHS) Tipu Sultan Road, Off. Shahrah-e-Faisal, Karachi  
URL: [www.searlecompany.com](http://www.searlecompany.com)